

Utah Chinese Dual Language Immersion  
Dec 2020

GUIDE FOR USING LEVEL CHINESE

ONLINE ORAL LANGUAGE GAME  
Grades 1-8

---

WHAT IS THIS GAME?

The online interpersonal game just launched by Level Chinese this Fall, is an opportunity for your student to build their oral language skills by playing independently or with a partner in a virtual social context of their choice. By **selecting destinations from a map within a virtual town, students will learn practical, contextualized language and complete tasks** according to the proficiency level they choose. Task time ranges from 10-15 min. to complete.

Game Setting


The game is set in a “city” full of buildings K-12 students encounter in everyday life. Students explore the city and go into different buildings to complete tasks. Each building offers 10 levels of vocabulary/sentence “games” and conversation “quests” specific to its context. There are single player games and also two player games. In two player games, students invite each other to connect via audio (no video) within the game. The two players can be in the same classroom or miles away from each other, connected via the internet.

*Our goal is to provide a fun and relatable setting so students want to take risks in speaking Mandarin.*



Click on the red arrows on the yellow brick roads to explore the city. Click on a building to play games.

Invite a friend to chat, explore the city together and play games in the different buildings.

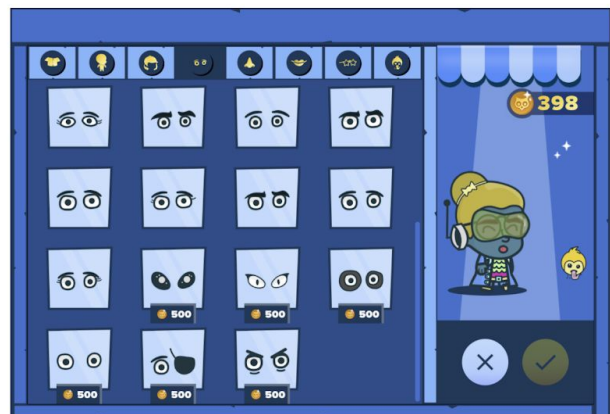



## REWARDS

As students play the game, they will be earning coins to be used in the Avatar store, where they can buy accessories for their Avatar.

### Play For Rewards!

Coins earned from learning games allow you to decorate avatar and your pet.





## LEVELED LIBRARY


Along with the game students have access to an online library that has books to correspond with the topics and level of tasks students complete in the respective town sites. **All books have audio recordings** so students can listen as the book is read, as a support to vocabulary they've just worked with in the game.


## HOW DO I KNOW WHICH LEVEL TO CHOOSE ?

The Utah DLI Program uses the ACTFL standards to set the grade-level proficiency targets. It is suggested that students first begin at levels that correspond to their grade-level on the Utah Proficiency Target chart shown below for Listening and Speaking. They can then move up or down according to their needs.

Chinese & Russian

Grade	Listening	Speaking	Reading	Writing
1	Novice Mid	Novice Low	Novice Low	Novice Low
2	Novice High	Novice Mid	Novice Mid	Novice Mid
3	Novice High	Novice Mid	Novice Mid	Novice Mid
4	Intermediate Low	Novice High	Novice High	Novice High
5	Intermediate Low	Novice High	Novice High	Novice High
6	Intermediate Mid	Intermediate Low	Intermediate Low	Intermediate Low
7	Intermediate Mid	Intermediate Low	Intermediate Low	Intermediate Low
8	Intermediate High	Intermediate Mid	Intermediate Mid	Intermediate Mid
9	Intermediate High	Intermediate Mid	Intermediate Mid	Intermediate Mid
10	Advanced Low	Intermediate High	Intermediate High	Intermediate Mid
11	Advanced Low	Intermediate High	Intermediate High	Intermediate High
12	Advanced Mid	Advanced Low	Advanced Low	Intermediate High

 **UTAH DUAL LANGUAGE IMMERSION**  
Providing a world of opportunities for students.



**Level Chinese** has created the chart below to show the correspondence to levels available to students in this game. (Please disregard the OPI scale for purposes of this game.) **Also note that not every location in the game has all levels.** Feel free to skip up or down as desired.

Here is a link to ACFTL mapping for Reading and Oral language within Level Chinese. This provides more detail to teachers.

[ACTFL mapping to Oral and Reading](#)

ACTFL	OPI Scale	Level Chinese
Novice Low	N1	A
Novice Mid	N2	B
Novice Mid	N3	C
Novice High	N4	D
Intermediate Low	I1	E,F
Intermediate Mid	I2	I
Intermediate Mid	I3	K
Intermediate Mid	I4	M
Intermediate High	I5	O

## CHOOSING BOOKS AT THE LIBRARY

The chart below may also be helpful in selecting books of an appropriate level from the library.

ACTFL	Level Chinese		ACTFL	Level Chinese
Novice Low	A		Intermediate High	M
Novice Mid	B		Intermediate High	N
Novice Mid	C		Intermediate High	O
Novice High	D		Advanced Low	P
Novice High	E		Advanced Low	Q
Intermediate Low	F		Advanced Low	R
Intermediate Low	G		Advanced Low	S
Intermediate Low	H		Advanced Low	T
Intermediate Mid	I		Advanced Mid	U
Intermediate Mid	J		Advanced High	V
Intermediate Mid	K		Superior	W
Intermediate High	L		Distinguished	X

## HOW DO I GET STARTED?

Your district has registered your student with Level Chinese and should have provided you with login information. Follow the instructions in the Technical How-To graphics below.

## HOW SHOULD MY CHILD PROCEED THROUGH THE GAME?

This game is intended to be self-paced and a chance to have fun while learning! It's recommended that students **complete at least 1 task each time** they log on. This game can be scheduled on alternative or simultaneous days with the online Canvas lessons according to preference.

## Novice Level Players Have 6 Levels

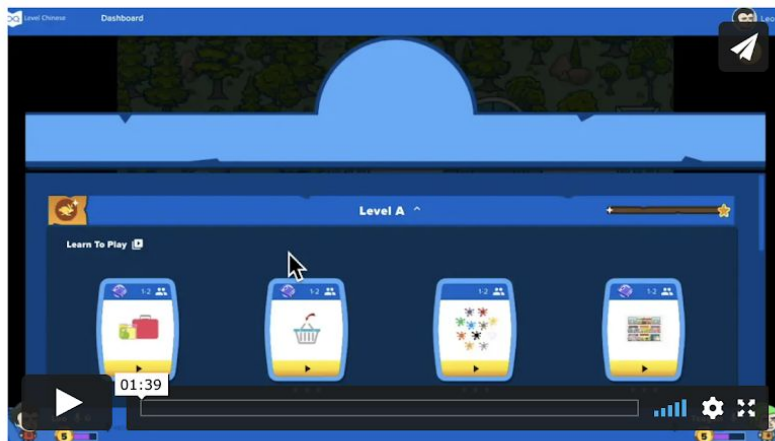
### **6 Novice (A-F) Levels : Scaffolding from Vocabulary to Simple Sentences to Questions**

Learning takes place in a game setting where 2 students “**compete**” with each other recognizing and repeating vocabulary, simple sentences and questions.

We also offer this same game in a single player format.

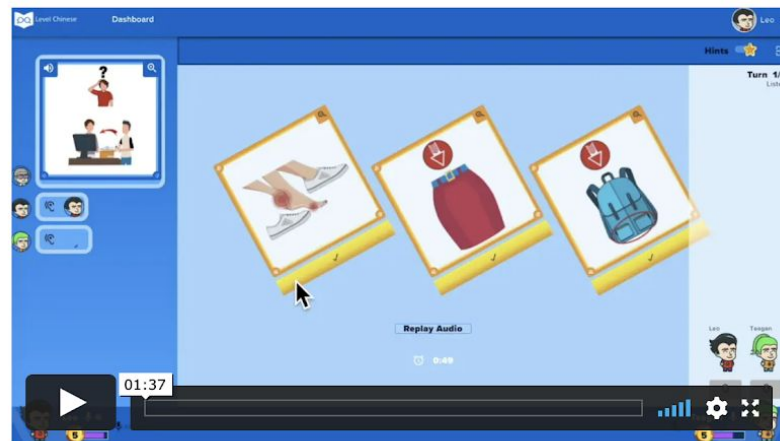
#### **Speed Games**

“Parrot” vocabulary, simple sentences and questions in context



#### **Speed Pair Games**

Scaffold to questions and answers that require comprehension




## Intermediate Level Players Have 4 Levels

### **4 Intermediate (I,K,M,O) Levels : Apply Language to Accomplish Everyday Life “Quests”**

Each quest is an information gap game. Two players are given limited time to work **collaboratively** to solve quests related to real life scenarios. The complexity of the information and the gap increases as we move up in levels.

All intermediate level games require 2 players. Watch the video to learn how to play.



## WHO CAN MY CHILD PLAY WITH?

Students will be able to select if they want to play alone or find a partner through one of the tabs described below:

Within the game setup there will be an option with two tabs shown in the top right corner of the screen that say: **Classroom** / **All**. For Utah DLI students, this will be structured differently than the words indicate.

**Classroom** = All the online-only Chinese DLI students in your child's *school/district*, who are the **same grade level**.

**All** = All the online-only Chinese DLI students *across the state of Utah*, who are the **same grade level**.

## WHAT IF I HAVE QUESTIONS?

1. Check the **help videos** within the game, or from the links below in 'Technical How-To'.
2. If you still need help, each participating district has been assigned a state Chinese DLI team member to offer support as needed. Please see the list below for your contact person.

## USBE TEAM

Ms. Stacy Lyon: [stacy.lyon@utahdli.org](mailto:stacy.lyon@utahdli.org)

Mr. He: [de.he@washk12.org](mailto:de.he@washk12.org)

Ms. Jayne Young: [jayne.young@utahdli.org](mailto:jayne.young@utahdli.org)

Ms. Liping Zheng: [liping.zheng@utahdli.org](mailto:liping.zheng@utahdli.org)

Ms. Jiajie Wu: [jiajie.wu@utahdli.org](mailto:jiajie.wu@utahdli.org)

## School District Assignments:

1. Alpine - Stacy Lyon
2. Box Elder - Liping Zheng
3. Cache County- Liping Zheng
4. Canyons - Jiajie Wu
5. Granite - Jayne Young

6. Iron - He De
7. Jordan - Jiajie Wu
8. Nebo - Jayne Young
9. Provo- Jayne Young
10. Weber - Liping Zheng

## A FINAL WORD

While originally designed for in-classroom use, the structure of the game includes a high level of support for students to repeat instructions, words and phrases as many times as needed, visually check for understanding, correct mistakes, and make decisions about what sounds right or wrong. We hope these features will help your student as you embark independently on this journey, and that it's a source of great fun and learning!

## TECHNICAL HOW-TO

### VIDEO INSTRUCTIONS

Step-By-Step Help to Start Playing the Game **DO THIS FIRST!**

- <https://vimeo.com/487447429> (English)
- <https://vimeo.com/487446243> (Chinese)

Leveled Library Guide (skip the Assessment portion which is not activated with this subscription as it needs teacher monitoring)

- [User Guide](#)

### General Help

- [Frequently Asked Questions](#) (English)
- [Frequently Asked Questions](#) (Chinese)

**These videos are also embedded within the games within each building.**



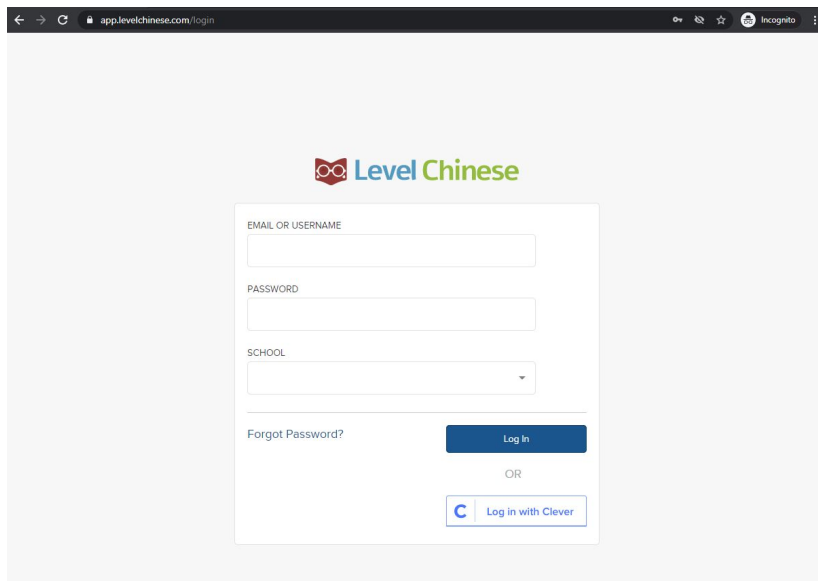
## AT-A-GLANCE INSTRUCTIONS

### 1. SUPPORTED BROWSERS AND PLATFORMS

Level Chinese is a browser based application. We support

- Chrome on Windows, MAC and Chromebooks
- Safari on iPads running iOS 13.x or higher

### 2. HOW TO LOGIN



app.levelchinese.com/login

Level Chinese

EMAIL OR USERNAME

PASSWORD

SCHOOL

Forgot Password?

Log In

OR

Log in with Clever

GO TO:

<https://app.levelchinese.com/>

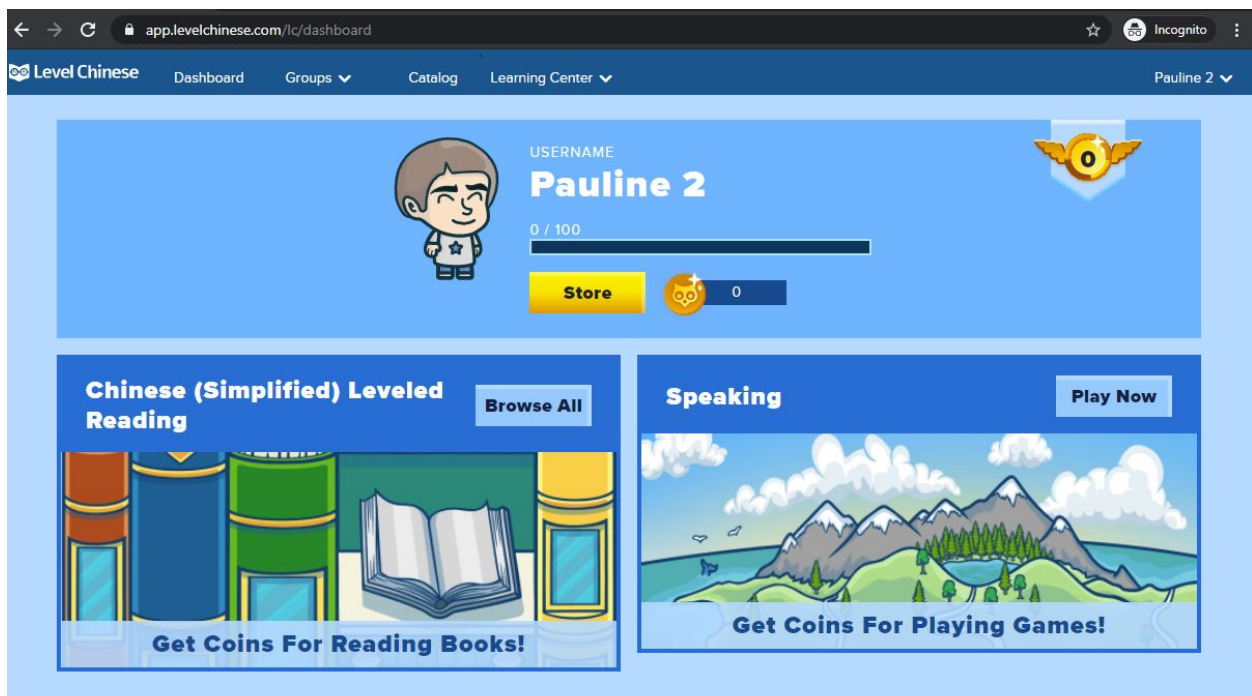
Username : student's lunch id

Password : student's lunch id

School : District Name

NEXT...

### 3. Once logged in, the dashboard shows 3 main components



app.levelchinese.com/lc/dashboard

Level Chinese

Dashboard Groups Catalog Learning Center

Pauline 2

USERNAME

**Pauline 2**

0 / 100

Store

0

**Chinese (Simplified) Leveled Reading** Browse All

Get Coins For Reading Books!

**Speaking** Play Now

Get Coins For Playing Games!



- **Avatar store** where students can buy accessories using coins they earn from reading books/doing quizzes/playing speaking games
- **Leveled Library:** Chinese (Simplified) Leveled Reading is the leveled library where students can access books connected to what they've learned. Use the proficiency charts above to select a reading level. The triangle audio play button is on the top right of the screen.
- Videos and FAQs prepared for parents/students are also here.
  - <https://vimeo.com/487447429> (English)
  - <https://vimeo.com/487446243> (Chinese)
  - [User Guide](#)
  - [Frequently Asked Questions](#) (English)
  - [Frequently Asked Questions](#) (Chinese)
- **Speaking** (Interpersonal Oral Game)
  - [Introduction](#) found on Level Chinese website.
  - The same videos as above are also embedded in the games within each building.
  - After selecting the 'Speaking' component, there will be a sound check prior to entering the game.
  - **Choose Players:** No extra steps needed to play solo, just enter the town and follow the red arrows to select a building. Then choose the task level (A,B,C, etc.) and use the left side bar for navigating/repeating and recording the responses.
  - If playing with a partner make a choice from the following to see who is available:
    - **Classroom**= for all students within the same district and same grade level
    - **All**= All the students in the state in the same grade level

**HAVE FUN!!!**



