

Mandarin Matrix Story Garden G2 Unit 15 Lesson Plan




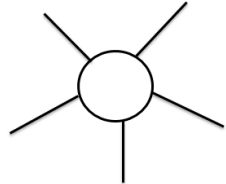
Lesson 15-1(Day1-5).....P.2

Lesson 15-2(Day6-10).....P.11

Lesson 15-3(Day11-15).....P.19

The first Day Lesson Plan has the most details and references, other lesson plans can refer to it or to the Strategy & Resource(SR).




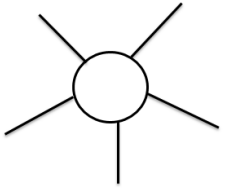
Mandarin Matrix Story Garden G2 Unit 15 Lesson Plan

Week 1 (50 minutes x 5 Days) <u>Day1 洗头/Day2 应该/Day3 刚才/Day4 动让/Day5 完</u>			
<p>15-1 给小狗洗澡</p> <p>Washing The Dog</p> <p>Day 1</p>	<p>Modeling Cycle:</p> <p>Teacher</p> <p>Read</p>	<p> Content Objectives</p> <ul style="list-style-type: none"> <input type="checkbox"/> 我明白有关洗的事。 <input type="checkbox"/> 我会跟着老师写出<u>洗头</u>的正确笔画。 <input type="checkbox"/> 在图画的帮助之下，我可以<u>说</u>和<u>认</u><u>洗头</u>的字。 <input type="checkbox"/> 我可以正确写出作业纸上问题的答案。 	<p> Language Objectives</p> <ul style="list-style-type: none"> <input type="checkbox"/> NH.II.2 I can understand simple information when presented with pictures and graphs.
<p>For Teacher' Reference-Background Knowledge-See Strategy & Resource (SR1,2) <u>K & G1 vocabulary charts</u>, Also (SR3) <u>G2 vocabulary charts</u> for this year.</p> <p>Beginning:5 mins</p> <p> Introduce Content and Language Objectives to the students Use Teacher Does/You Do/We Do/You All Do Modeling Cycle throughout the lesson</p> <p>Middle:40mins</p> <p>➤ Look at the cover of the book and the tile.</p> <p>Q : 男生，女生和小狗在家里的后院做什么？为什么姐姐和妹妹都看起来黑黑脏脏的？他们怎样可以变干净？</p> <p>Time/Wait-Time 想一想(SR6) Call out some students to answer. (Correct the misunderstanding and sentence structure if needed) You can ask the whole class to repeat after each student's answer for more engagement.</p> <p>"Think-Pair-Share"(SR7) by using sentence.</p>			<ul style="list-style-type: none"> <input type="checkbox"/> Post : Content and Language Objectives In the classroom. Post:5W1H Question(SR12) <p>Topic Graph</p> 

Mandarin Matrix Story Garden G2 Unit 15 Lesson Plan

<p>Video Clip: Wash Your Face (洗洗脸) Learning Songs 1-14</p> <p>Topic Graph (See SR4) on the white board or poster for tomorrow. Write <u>洗什么</u> in the circle and write anything related to 洗什么 and multiple pictures. (<u>洗澡, 洗头, 洗手, 洗车, 洗东西, etc.</u>)</p> <p>Check for understanding 洗澡: Show multiple pictures for right examples and wrong examples ,quickly to do “Thumbs Up/ Down” (SR5)</p>	<p>Teacher walks around the classroom to monitor student's sharing.</p> <p>Dry erase board paddle is a good tool for them to quickly show you their stroke orders.</p>
<p>Revisit Content and Language Objectives. Check by “Hand Signal”</p> <p>➤ <u>Guided Writing Practice: G2 Unit 15 Day1 worksheet 洗头</u></p> <p><u>同音不同字 Homonym:喜/洗</u></p> <p>Part 1: Lead the students to follow you, stroke by stroke to write the character.</p> <p>Writing Activity: Use different body part to write the strokes.</p> <p>Part 2 &3: Oral practice before the writing.</p> <p>Ending: 5mins</p> <p>Summarize what we've learned from the lesson.</p> <p>Revisit Content and Language Objectives. Check by “Hand Signal” or other action signal like stand up, sit down, touch your head/nose, etc.</p>	




Mandarin Matrix Story Garden G2 Unit 15 Lesson Plan

Week 1 (50 minutes x 5 Days) Day1 洗头/Day2 应该/Day3 刚才/Day4 动让/Day5 完			
15-1 给小狗洗澡 Washing The Dog Day 2	Modeling Cycle: Teacher Read	 Content Objectives	 Language Objectives
		<input type="checkbox"/> 我听明白给小狗洗澡的故事。 <input type="checkbox"/> 我会跟着老师写出 <u>应该</u> 的正确笔画。 <input type="checkbox"/> 在图画的帮助之下，我可以读和认 <u>应该</u> 的字。 <input type="checkbox"/> 我可以正确写出作业纸上问题的答案。	<input type="checkbox"/> NM.IC.3 I can answer a variety of simple questions by sentence.
Beginning: 5 mins  Introduce Content and Language Objectives to the student. Use Teacher Does/You Do/We Do/You All Do Modeling Cycle throughout the lesson Middle: 40mins ➤ Quickly Review Day1 Lesson by using the previous Topic Graph <u>洗什么</u> ➤ The Beginning of the story 给小狗洗澡 Book Page2-3 Read and Discuss P.2-3 by using engagement strategy like “Quick-Draw”, “Turn and Talk” Think-Pair-Share”, etc. P.2 Q: 小狗在玩什么？小女生喜欢它玩土吗？为什么不喜欢呢？ P.3 Q: 小狗黑黑脏脏的，怎么变干净？ ➤ Guided Writing Practice: G2 Unit 15 Day2 worksheet <u>应该</u> <u>Practice 3 parts of the worksheet</u>			<input type="checkbox"/> Post Content and Language Objectives In the classroom. Post: 5W1H(SR12) Topic Graph 

Mandarin Matrix Story Garden G2 Unit 15 Lesson Plan

<p>Ending: 5mins</p> <p>Summarize and review what we've learned from the lesson.</p> <p>Revisit Content and Language Objectives. Check by "Hand Signal" or other action signal like stand up, sit down, touch your head/nose, etc./Exit Ticket(SR13)</p>	<p>Teacher walks around the classroom to monitor student's sharing.</p>
---	---

Mandarin Matrix Story Garden G2 Unit 15 Lesson Plan

Week 1 (50 minutes x 5 Days) Day1 洗头/Day2 应该/Day3 刚才/Day4 动让/Day5 完			
15-1 给小狗洗澡 Washing The Dog Day 3	Modeling Cycle: Teacher Read	 Content Objectives	 Language Objectives
		<input type="checkbox"/> 我会跟着老师写出 <u>刚才</u> 的正确笔画。 <input type="checkbox"/> 在图画的帮助之下，我可以读和认 <u>刚才</u> 的字。 <input type="checkbox"/> 我可以正确写出作业纸上问题的答案。	<input type="checkbox"/> NM.IC.3 I can answer a variety of simple questions by sentence.
Beginning: 5 mins  Introduce Content and Language Objectives to the student. Use Teacher Does/You Do/We Do/You All Do Modeling Cycle throughout the lesson Quickly Review Day2 Lesson.			<input type="checkbox"/> Post Content and Language Objectives In the classroom. Post: 5W1H(SR12) Question ✧ Teacher walks around the classroom to monitor student's pair sharing.
Middle: 40mins ➤ The Middle of the story 给小狗洗澡 Book Page 4-7 Read and Discuss by using engagement activity. After the discussion of each page, read the texts to the students. P.4 Q:他们想帮小狗做什么? P.5 Hand on activity: Hot, cold and just right. Prepare three containers with hot water (Caution! can't be too hot to cause burn), cold water and just right temperature water for students to feel them. When they touch the different waters, tell the feeling by saying 好热/好冷/不冷不热, 刚刚好			

Mandarin Matrix Story Garden G2 Unit 15 Lesson Plan

P.6 Q:谁有帮小狗洗澡, 请举手。你觉得小狗应该怎么做, 你才可以比较好和快帮它洗澡?

P.7 Q:白色的是什么东西? 你喜欢玩泡泡吗?

➤ **Guided Writing Practice: G2 Unit 1 Day3 worksheet 刚才**




Guide Practice parts for the worksheet.

Ending: 5mins

Summarize and review what we've learned from the lesson.

Revisit Content and Language Objectives. Check by "Hand Signal" or other action signal like stand up, sit down, touch your head/nose, etc./Exit Ticket(SR13)

Mandarin Matrix Story Garden G2 Unit 15 Lesson Plan

Week 1 (50 minutes x 5 Days) Day1 洗头/Day2 应该/Day3 刚才/Day4 动让/Day5 完			
15-1 给小狗洗澡 Washing The Dog Day4	Modeling Cycle: Teacher Read	 Content Objectives	 Language Objectives
		<input type="checkbox"/> 我可以用中文句子参与讨论关于给小狗洗澡的故事。 <input type="checkbox"/> 我会跟着老师写出动让的正确笔画。 <input type="checkbox"/> 在图画的帮助之下，我可以读和认动让的字。 <input type="checkbox"/> 我可以正确写出作业纸上问题的答案。	<input type="checkbox"/> NM.IC.3 I can answer a variety of simple questions.
Beginning: 5 mins  Introduce Content and Language Objectives to the student. Use Teacher Does/You Do/We Do/You All Do Modeling Cycle throughout the lesson Quickly Review Day2 Lesson.			<input type="checkbox"/> Post Content and Language Objectives In the classroom. Post: 5W1H(SR12) Question
Middle: 40mins ➤ The end of the story Book 给小狗洗澡 Page 8-11 Continue a turn of a skit from Day 3 lesson for review. We are going to find out the last part of this book. Read and Discuss by using engagement activity. After the discussion of each page, read the texts to the students. P.8 Use a time line to show students 刚才/现在/以后 Check for understanding.			

Mandarin Matrix Story Garden G2 Unit 15 Lesson Plan

小狗比刚才怎么样?(白?还是黑?)

P.9 Q:现在谁变黑黑脏脏的?

P.10-11 Q:小狗变白了, 现在换谁要洗一洗了?

Guided Writing Practice: G2 Unit 15 Day 4 worksheet 动让




Guide Practice 3 parts of the worksheet。

Ending: 5mins



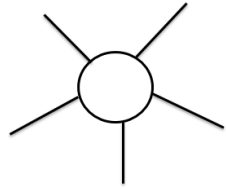
Summarize and review what we've learned from the lesson.

Revisit Content and Language Objectives. Check by "Hand Signal" or other action signal like stand up, sit down, touch your head/nose, etc./Exit Ticket(SR13)

Mandarin Matrix Story Garden G2 Unit 15 Lesson Plan

Week 1 (50 minutes x 5 Days) Day1 洗头/Day2 应该/Day3 刚才/Day4 动让/Day5 完			
15-1 给小狗洗澡 Washing The Dog Day 5	Modeling Cycle: Teacher Read	 Content Objectives	 Language Objectives
		<input type="checkbox"/> 在图画的帮助之下，我可以读和认洗头/应该/刚才/动让/完的字 <input type="checkbox"/> 我会跟着老师写出完的正确笔画 <input type="checkbox"/> 我可以正确写出作业纸上问题的答案。	<input type="checkbox"/> NM.PS.5 I can present simple information about something I learned using words, phrases, and memorized expressions.
<p>Beginning:5 mins</p>  Introduce Content and Language Objectives to the student. <p>Middle:40mins</p> <ul style="list-style-type: none"> ➤ Review Day 4 Lesson and characters of 洗头/应该/刚才/动让(Make Character Cards with 3 pictures and sentences.) ➤ <u>Use Mandarin Matrix online to read the whole story and do the online exercise.</u> Students repeat after the teacher reads the texts aloud. <p>Whole Group Comprehension Checking: Mark online exercise questions with numbers, ask the students to answer by showing the number with fingers or write them on the white board paddle.</p> <p>Activity: Readers Theater</p> <ul style="list-style-type: none"> ➤ <u>Guided Writing Practice: G2 Unit 15 Day 5 worksheet 完</u> <p>Part 3 Practice to make sentences orally first and write down the sentences.</p> <p>Ending: 5mins -Summarize and review what we've learned from the lesson.</p>			<input type="checkbox"/> Post Content and Language Objectives In the classroom. Post: 5W1H(SR12) Question Computer/ Projections System for online classroom.




Mandarin Matrix Story Garden G2 Unit 15 Lesson Plan

Week 2 (50 minutes x 5 Days) Review- 洗头/应该/刚才/动让/完			
Unit 15-2 苹果派 Apple Pie Day 6	Modeling Cycle: We Read	 Content Objectives	 Language Objectives
		<input type="checkbox"/> 我可以用句子说出有关点心的事。 <input type="checkbox"/> 我可以用洗头的字造句。 <input type="checkbox"/> 我会写出作业纸上问题的答案。	<input type="checkbox"/> NM.IC.7 I can communicate some basic information about my everyday life by telling snack or dessert.
<p>Beginning:5 mins Introduce Content and Language Objectives to the students Use Teacher Does/You Do/We Do/You All Do Modeling Cycle throughout the lesson.</p> <p>Middle:40mins</p> <ul style="list-style-type: none"> ➤ Review the previous story and the words of 洗头. (Character Cards) ➤ Make a sentence out of the word 洗头.Record students' sentences. ➤ Look at the Cover of the book and the tile. <p>Comprehension Check questions: Q: 餐桌上有什么好吃的? 如果你只可以从橙汁, 苹果派, 冰淇淋选一样, 你会选什么?</p> <p>Topic Graph 点心 on the white board or poster for tomorrow. Ask the students to tell you anything they can think of about 点心 and record it.</p> <p>Use engagement Strategy like Think- Time/Wait-Time 想一想(SR6). ” Think-Pair-Share”(SR7)”Turn and Talk” ”Quiz Quiz Trade) etc.</p> <p><u>Revisit Content and Language Objectives.</u></p>			<input type="checkbox"/> Post :Content and Language Objectives In the classroom. Post:5W1H Question(SR12) Topic Graph  Teacher

Mandarin Matrix Story Garden G2 Unit 15 Lesson Plan

<p>➤ Guided Writing Practice: G2 Unit 15 Day 6 worksheet</p> <p>Part 1 & Part 3 Practice to make sentences orally first and write down the sentences.</p> <p>Think-Pair-Share to answer the question orally then write. Call those students who might need help from your observation through the lesson to a small group to help them.</p> <p>Ending: 5mins</p> <p>Summarize what we've learned from the lesson.</p> <p><u>Revisit Content and Language Objectives.</u> Check by "Hand Signal" or other action signal like stand up, sit down, touch your head/nose, etc.</p>	<p>walks around the classroom to monitor student's pair sharing.</p>
--	--




Mandarin Matrix Story Garden G2 Unit 15 Lesson Plan

Week 2 (50 minutes x 5 Days) Review-洗头/应该/刚才/动让/完			
Unit 15-2 苹果派 Apple Pie Day 7	Modeling Cycle: We Read	 Content Objectives	 Language Objectives
		<input type="checkbox"/> 我可以用应该造句。 <input type="checkbox"/> 我会跟着老师写出应该的正确笔画。 <input type="checkbox"/> 我可以用手指头比着字跟朋友读书 <input type="checkbox"/> 我会跟朋友读“苹果派”2-3页。	<input type="checkbox"/> NM.IC.3 I can answer a variety of simple questions. <input type="checkbox"/> NM.IR.2 I can recognize words, phrases, and characters when I associate them with things I already know.
Beginning: 5 mins  Introduce Content and Language Objectives to the student. Use Teacher Does/You Do/We Do/You All Do Modeling Cycle throughout the lesson Middle: 40mins ➤ Review Day 6 Lesson by using the previous Topic Graph 点心 and the words of 应该(Character Cards) ➤ Make a sentence out of the word 应该.Record students' sentences. ➤ The Beginning of the story 苹果派 Book Page2-3 Today we will find out the beginning of the story. Read and Discuss with them by using engagement strategy like “Turn and Talk” Think-Pair-Share”, etc. P.2 Q: 他们家的后院有什么树? 为什么他们的妈妈让他们拿一些苹果? P.3 Q: 太高了, 拿不到怎么办?			<input type="checkbox"/> Post Content and Language Objectives In the classroom. Post: 5W1H(SR12)

Mandarin Matrix Story Garden G2 Unit 15 Lesson Plan

<p><u>Teacher Does/You Do/We Do/You All Do Modeling Cycle</u></p> <p>➤ <u>Read and Repeat:</u> Repeat after teacher reads texts aloud by whole class/table/boys/girls/ or Reading and jumping (different actions)/Reading with different animals' sounds/Reading with different speed to add more fun and engagement.</p> <p><u>Model</u> Partner Read and Finger Read by using Teacher Does/You Do/We Do/You All Do Modeling Cycle</p> <p><u>Partner Read:</u> Students pair up and read aloud to each other with <u>Finger Read</u> (<u>track text with their finger when they read aloud.</u>)</p> <p>➤ <u>Guided Writing Practice:</u> G2 Unit 15 Day 7 worksheet</p> <p>Make flash cards of part 2 & 3 phrases. Put the flash cards in different orders and read them out loud to find out which is the right sentence of it.</p> <p>Think-Pair-Share to answer the question orally the write. Call those students might need help from your observation through the lesson to a small group to help them.</p> <p>Ending: 5mins</p> <p>Summarize what we've learned from the lesson.</p> <p>Revisit Content and Language Objectives. Check by "Hand Signal" or other action signals/Exit Ticket</p>	<p>➤ Teacher walks around the classroom to monitor student reading.</p> <p>➤ Teacher walks around the classroom to monitor student sharing.</p>
---	---




Mandarin Matrix Story Garden G2 Unit 15 Lesson Plan

Week 2 (50 minutes x 5 Days) Review-洗头/应该/刚才/动让/完			
Unit 15-2 苹果派 Apple Pie Day 8	Modeling Cycle: We Read	 Content Objectives	 Language Objectives
		<input type="checkbox"/> 我可以用手指头指着字跟朋友读书。 <input type="checkbox"/> 我会跟朋友读“苹果派”4-7页。	<input type="checkbox"/> NM.IC.3 I can answer a variety of simple questions by sentence. <input type="checkbox"/> NM.IR.2 I can recognize words, phrases, and characters when I associate them with things I already know.
<p>Beginning:5 mins</p>  Introduce Content and Language Objectives to the student. Use Teacher Does/You Do/We Do/You All Do Modeling Cycle throughout the lesson			<input type="checkbox"/> Post Content and Language Objectives In the classroom. Post: 5W1H(SR12) Question on white board.
<p>Middle:40mins</p> Review the previous story and the words of <u>刚才</u> . (Character Cards) ➤ The Middle of the story 苹果派 Book Page 4-7 Today we will find out the middle of the story. Read and Discuss by using engagement activity. After the discussion of each page, read the texts to the students. P.4-5 Q:你觉得妹妹坐在姐姐的上面拿苹果是个好方法吗?为什么是?为什么不是? P.6-7 Q:做吃的东西之前,要做什么很重要的事?还有什么时候要洗手?			

Mandarin Matrix Story Garden G2 Unit 15 Lesson Plan

<p>Revisit Content and Language Objectives.</p> <p>Teacher Does/You Do/We Do/You All Do Modeling Cycle</p> <p>➤ Read and Repeat: Students repeat after teacher reads texts aloud for P.4-7. Repeat after teacher reads texts aloud by whole class/table/boys/girls/ or Reading and jumping (different actions)/Reading with different animals' voices/Reading with different speed to add more fun and engagement.</p> <p>Model Partner Read and Finger Read by using Teacher Does/You Do/We Do/You All Do Modeling Cycle</p> <p>Partner Read: Students pair up and read aloud to each other with Finger Read (track text with their finger when they read aloud.)</p> <p>Revisit Content and Language Objectives.</p> <p>Ending: 5mins</p> <p>Summarize and review what we learn from the lesson.</p> <p>Revisit Content and Language Objectives. Check by “Hand Signal” or other action signal like stand up, sit down, touch your head/nose, etc./Exit Ticket(SR13)</p>	<p>Teacher moves around the classroom to check students Participation.</p> <p>Teacher walks around the classroom to monitor student reading.</p>
---	--




Mandarin Matrix Story Garden G2 Unit 15 Lesson Plan

Week 2 (50 minutes x 5 Days) Review 洗头/应该/刚才/动让/完			
Unit 15-2 苹果派 Apple Pie Day 9	Modeling Cycle: We Read	 Content Objectives	 Language Objectives
		<input type="checkbox"/> 我可以用手指头指着字跟朋友读书。 <input type="checkbox"/> 我会跟朋友读“苹果派”-8-11 页。	<input type="checkbox"/> NM.IC.3 I can answer a variety of simple questions by sentence.
<p>Beginning:5 mins</p>  Introduce Content and Language Objectives to the student. Use Teacher Does/You Do/We Do/You All Do Modeling Cycle throughout the lesson			<input type="checkbox"/> Post Content and Language Objectives In the classroom. Post: 5W1H(SR12) Question
<p>Middle:40mins</p> Review the previous story and the words of <u>动让</u> (Character Cards) Follow the Leader variation Activity: Teacher says 请你跟我做房子(act out) students say and act out 我会跟你做房子.请你跟我吃苹果派(act out) students say 我会跟你苹果派,etc.. You can pick a student to be a leader and do 3 actions, then he/she calls another one. Continue with this pattern for a few of kids. The end of the story 苹果派 Book Page 8-11 Q: Do you remember the beginning of the story? Can you use a couple of sentences to tell us? Do you remember the middle of the story? Can you use a couple of sentences to tell us? Today we will find out the end of the story. Read & Discuss by using engagement strategy like Act Out, “Turn and Talk” Think-Pair-Share”, etc.			

Mandarin Matrix Story Garden G2 Unit 15 Lesson Plan

<p>P.8 -9 Q: 怎么做做一个苹果派？</p> <p>P.10 Q: 她们要多久才可以吃到苹果派？</p> <p>P.11 Q: 她们除了有苹果派，还有什好吃的？</p> <p>Read and Repeat: students repeat after teacher reads text aloud for P.8-11。 Repeat after teacher reads texts aloud by whole class/table/boys/girls/ or Reading and jumping (different actions)/Reading with different animals' sounds/Reading with different speed to add more fun and engagement.</p> <p>Model Partner Read and Finger Read by using Teacher Does/You Do/We Do/You All Do Modeling Cycle</p> <p>Partner Read: Page 8-11 Students can freely pair up with their friend and read aloud to each other with Finger Read (track text with their finger when they read aloud.)</p> <p><u>Use Mandarin Matrix online to read the whole story and do the online exercise.</u></p> <p>Whole Group Comprehension Checking: Mark online exercise questions with numbers, ask the students to answer by showing the number with fingers or white them on the white board paddle.</p> <p>Ending: 5mins</p> <p>Summarize and review what we've learned from the lesson.</p> <p>Revisit Content and Language Objectives.</p>	Computer/Projection system
--	----------------------------

Mandarin Matrix Story Garden G2 Unit 15 Lesson Plan

Week 2 (50 minutes x 5 Days) Review 洗头/应该/刚才/动让/完			
Unit 15-3 小妹妹 Little Sister Day 10	Modeling Cycle: You Read	 Content Objectives	 Language Objectives
		<input type="checkbox"/> 我可以看图用句子回答不同问题。 <input type="checkbox"/> 我可以读和认洗头/应该/刚才/动让/完的字。	<input type="checkbox"/> NM.IC.3 I can answer a variety of simple questions by sentence.
<p>Beginning: 5 mins</p>  Introduce Content and Language Objectives to the student. Use Teacher Does/You Do/We Do/You All Do Modeling Cycle throughout the lesson			<input type="checkbox"/> Post Content and Language Objectives In the classroom. Post: 5W1H(SR12) Question flash cards and sentence strips on white board. Topic Graph
<p>Middle: 40mins</p> Review the previous 2 story books and the words 洗头/应该/刚才/动让/完(Character Cards) <ul style="list-style-type: none"> ➤ <u>Introduce Story 小妹妹</u> ➤ <u>Picture Walk</u> <p>Book Cover: Q: 他们是谁? (Use previous family chart to review the vocabulary of family member)</p> <p>P.2 Q: 谁的家有小妹妹?</p> <p>P.3. Q: 卡片上面写什么?</p> <p>P.4 Q: 小妹妹想要什么? 姐姐可以帮什么忙?</p> <p>P.5 Q: 小妹妹现在开心吗? 为什么?</p> <p>P.6 Q: 现在要帮小妹妹做什么?</p>			

Mandarin Matrix Story Garden G2 Unit 15 Lesson Plan

P.7 Q: 小妹妹看起来喜欢洗澡吗？你喜欢洗澡吗？你每天什么时候洗澡？

P.8-9 Q: 小妹妹现在高兴吗？怎么办？

P.10-11 Q: 如果你有小妹妹，你可以怎样做一个好姐姐或是一个好哥哥？

Ending: 5mins

➤ Recall the story.




Revisit Content and Language Objectives. Check by “Hand Signal” or other action signal like stand up, sit down, touch your head/nose, etc. /Exit Ticket(SR13)

5W1H Questions

How-怎么样？

如何？

Mandarin Matrix Story Garden G2 Unit 15 Lesson Plan

Week 3 (50 minutes x 5 Days) Review 洗头/应该/刚才/动让/完			
Unit 15-3 小妹妹 Little Sister Day 11	Modeling Cycle: You Read	 Content Objectives	 Language Objectives
		<input type="checkbox"/> 我会自己用手指头比着字读“小妹妹”的书。	<input type="checkbox"/> NM.IR.2 I can recognize words, phrases, and characters when I associate them with things I already know.
<p>Beginning:5 mins</p>  Introduce Content and Language Objectives to the student. Use Teacher Does/You Do/We Do/You All Do Modeling Cycle throughout the lesson <p>Middle:40mins</p> Review the story . Before the students read the story by themselves, the teacher will read the story to the them. Remind them to listen closely. Online Reading : Ask different tables to repeat after the online classroom reading. Independent Reading: Students whisper the words as they read themselves. <p>Guided Writing Practice: G2 Unit 1 Day 9 worksheet Part 1 &Part 2 Practice to make sentences orally first and write down the sentences. Think-Pair-Share to answer the question orally the write. Call those students might need help from your</p>			<input type="checkbox"/> Post Content and Language Objectives In the classroom. Post: 5W1H(SR12) Question

Mandarin Matrix Story Garden G2 Unit 15 Lesson Plan




observation through the lesson to a small group to help them.

Ending: 5mins



➤ Summarize and review what we've learned from the lesson.

Revisit Content and Language Objectives. Check by “Hand Signal” or other action signal like stand up, sit down, touch your head/nose, etc./Exit Ticket(SR13)


Mandarin Matrix Story Garden G2 Unit 15 Lesson Plan

Week 3 (50 minutes x 5 Days) Review 洗头/应该/刚才/动让/完			
Unit 15-3 小妹妹 Little Sister Day 12	Modeling Cycle: You Read	 Content Objectives	 Language Objectives
		<input type="checkbox"/> 我会跟着朋友用手指头比着字读“小妹妹”的书 <input type="checkbox"/> 我会写出作业纸上问题的答案	<input type="checkbox"/> NM.IR.2 I can recognize words, phrases, and characters when I associate them with things I already know.
<p>Beginning:5 mins</p>  Introduce Content and Language Objectives to the student. Use Teacher Does/You Do/We Do/You All Do Modeling Cycle throughout the lesson <p>Middle:40mins</p> <p>Listen to Online Reading : The whole class repeat the texts after “computer” reads.</p> <p>Pair-up Independent Reading: One student point the texts word by word with a finger, the other reads the whole book independently. Switch the role.</p> <p>Mandarin Matrix online exercise</p> <p>Whole Group Comprehension Checking: Mark online exercise questions with numbers, ask the students to answer by showing the number with fingers or white them on the white board paddle.</p> <p>Guided Writing Practice: G2 Unit 15 Day 10 P.21 worksheet</p> <p>Part 1 &Part 2 Practice to make sentences orally first and write down the sentences.</p> <p>Shared Read- P.22 worksheet</p>			<input type="checkbox"/> Post Content and Language Objectives In the classroom.

Mandarin Matrix Story Garden G2 Unit 15 Lesson Plan

<p>Ending: 5mins</p> <p>➤ Summarize and review what we've learned from the lesson.</p> <p>Revisit Content and Language Objectives. Check by “Hand Signal” or other action signal like stand up, sit down, touch your head/nose, etc./Exit Ticket(SR13)</p>			
<h2>Week 3 (50 minutes x 5 Days) Assessment</h2>			
<p>15-1 给小狗洗澡 Washing The Dog</p> <p>15-2 苹果派 Apple Pie</p> <p>15-3 小妹妹 Little Sister</p> <p>Day 13</p>	<p> Objectives</p> <p><input type="checkbox"/> 我会用我所学的知识写字写出考试卷上问题的答案。</p>		
<p>Beginning:5 mins</p> <p> Introduce Content and Language Objectives to the student. Use Teacher Does/You Do/We Do/You All Do Modeling Cycle throughout the lesson</p> <p>Middle:40mins</p> <p>Review through all the worksheets.</p> <p>Rules for Assessment : Being quiet, privacy screen ,if having question quietly raise your hand. Quiet Activity for fast finishers.</p> <p>Assessment Sheet: G2 Unit 15 Day 8 worksheet</p>		<p>Ending: Discuss the answers of the test.</p>	

Mandarin Matrix Story Garden G2 Unit 15 Lesson Plan

Week 3 (50 minutes x 5 Days) Centers				
15-1 给小狗洗澡 Washing The Dog 15-2 苹果派 Apple Pie 15-3 小妹妹 Little Sister Day 14-15	 Objectives			
	Differentiated Instruction to meet the students' needs.			
	Use the data of the assessment performance to divide students into 4 groups. Rotate 2 centers a day			
	Center 1	Center 2	Center 3	Center 4
Beginning : Rules of centers Divide the groups Middle: Center Time Ending : Clean up	Listening & Reading A captain of the group reads one of the target words of this unit from a flash Card the rest of the kids find the matching Character Card.	Writing (Rebus) List the ingredients of apple pie. Then write how to make an apple pie.	Interconnections Refer to the Interconnections' lesson plan of the week to make a worksheet or center game.	Teacher High group(extension)/ Middle group x2 / Low group (intervention)