

## Mandarin Matrix Story Garden G2 Unit 11 Lesson Plan




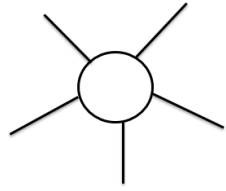
Lesson 11-1(Day1-5).....P.2

Lesson 11-2(Day6-10).....P.11

Lesson 11-3(Day11-15).....P.19

The first Day Lesson Plan has the most details and references, other lesson plans can refer to it or to the Strategy & Resource(SR).




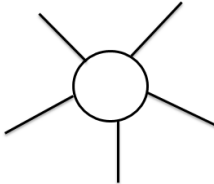
# Mandarin Matrix Story Garden G2 Unit 11 Lesson Plan

Week 1 (50 minutes x 5 Days) <u>Day1 春节/Day2 新穿/Day3 包孩/Day4 门口</u>			
<b>Unit 11-1 过春节</b>  <b>Spring Festival</b>  <b>Day 1</b>	Modeling Cycle:  <b>Teacher</b>  <b>Read</b>	 <b>Content Objectives</b>	 <b>Language Objectives</b>
		<input type="checkbox"/> 我明白有关春节的事。 <input type="checkbox"/> 我会跟着老师写出春/节的正确笔画。 <input type="checkbox"/> 在图画的帮助之下，我可以读和认春/节的字。 <input type="checkbox"/> 我可以正确写出作业纸上问题的答案。	<input type="checkbox"/> <b>NM.PS.5</b> I can talk about holiday celebrations based on pictures or photos.
For Teacher' Reference-Background Knowledge-See Strategy & Resource (SR1,2) <u>K &amp; G1 vocabulary charts</u> , Also (SR3) <u>G2 vocabulary charts</u> for this year.  <b>Beginning:</b> 5 mins  Introduce Content and Language Objectives to the students Use Teacher Does/You Do/We Do/You All Do Modeling Cycle throughout the lesson  <b>Middle:</b> 40mins ➤ Look at the cover of the book and the tile. Q : 这是什么节日 ? Time/Wait-Time 想一想(SR6) Call out some students to answer. (Correct the misunderstanding and sentence structure if needed) You can ask the whole class to repeat after each student's answer for more engagement. "Think-Pair-Share"(SR7) by using sentence. Revisit Content and Language Objectives.			<input type="checkbox"/> <b>Post</b> : Content and Language Objectives In the classroom. <b>Post:</b> 5W1H Question(SR12)  Topic Graph  

# Mandarin Matrix Story Garden G2 Unit 11 Lesson Plan

<p>Topic Graph (See SR4) on the white board or poster for tomorrow. Write <u>春节</u> in the circle . and write anything related to 春节 and <b>multiple pictures</b>. <b>Check for understanding 春节</b>: Show <b>multiple pictures</b> for right examples and wrong examples ,quickly to do “Thumbs Up/ Down” (SR5)</p>	<p>Teacher walks around the classroom to monitor student's sharing.</p>
<p>➤ <u>Guided Writing Practice: G2 Unit 11 Day 1 worksheet 春节</u></p> <p><b>Part 1:</b> Lead the students to follow you, stroke by stroke to write the character. Writing Activity: Use different body part to write the strokes. Part 2 &amp;3: Oral practice before the writing. <b>Ending:</b> 5mins Summarize what we've learned from the lesson. <b>Revisit Content and Language Objectives.</b> Check by “Hand Signal” or other action signal like stand up, sit down, touch your head/nose, etc.</p>	




# Mandarin Matrix Story Garden G2 Unit 11 Lesson Plan

<b>Week 1 (50 minutes x 5 Days) Day1 春节/Day2 新穿/Day3 包孩/Day4 门口</b>			
<b>11-1 过春节</b>  <b>Spring Festival</b>  <b>Day 2</b>	Modeling Cycle:  <b>Teacher</b>  <b>Read</b>	 <b>Content Objectives</b>	 <b>Language Objectives</b>
		<input type="checkbox"/> 我会跟着老师写出新/穿的正确笔画。 <input type="checkbox"/> 在图画的帮助之下，我可以读和认新/穿的字。 <input type="checkbox"/> 我可以正确写出作业纸上问题的答案。	<input type="checkbox"/> <b>NM.IC.3</b> I can answer a variety of simple questions by sentence.
<b>Beginning:</b> 5 mins  Introduce Content and Language Objectives to the student. Use Teacher Does/You Do/We Do/You All Do Modeling Cycle throughout the lesson <b>Middle:</b> 40mins ➤ Quickly Review Day1 Lesson by using the previous Topic Graph <u>春节</u> ➤ <b>The Beginning of the story 过春节 Book Page2-3</b> Read and Discuss P.2-3 by using engagement strategy like “Quick-Draw”, “Turn and Talk” Think-Pair-Share”, etc. P.2 Q: 女生请谁来她的家？为什么？ P.3 Q: 我们来看看图上有哪是春节的东西？ Guided Writing Practice: G2 Unit 11 Day2 worksheet 新穿 同音不同字：心/新 Practice 3 parts of the worksheet			<input type="checkbox"/> <b>Post</b> Content and Language Objectives In the classroom. <b>Post:</b> 5W1H(SR12)  Topic Graph  

# Mandarin Matrix Story Garden G2 Unit 11 Lesson Plan

<p>Ending: 5mins</p> <p>Summarize and review what we've learned from the lesson.</p> <p><b>Revisit Content and Language Objectives.</b> Check by "Hand Signal" or other action signal like stand up, sit down, touch your head/nose, etc./Exit Ticket(SR13)</p>	<p>Teacher walks around the classroom to monitor student's sharing.</p>
---	---

# Mandarin Matrix Story Garden G2 Unit 11 Lesson Plan

Week 1 (50 minutes x 5 Days) Day1 春节/Day2 新穿/Day3 包孩/Day4 门口			
<p>11-1 过春节</p> <p>Spring Festival</p> <p>Day 3</p>	<p>Modeling Cycle:</p> <p><b>Teacher</b></p> <p><b>Read</b></p>	 <p><b>Content Objectives</b></p> <ul style="list-style-type: none"> <li><input type="checkbox"/> 我会跟着老师写出包/孩的正确笔画。</li> <li><input type="checkbox"/> 在图画的帮助之下，我可以读和认包/孩的字。</li> <li><input type="checkbox"/> 我可以正确写出作业纸上问题的答案。</li> </ul>	 <p><b>Language Objectives</b></p> <ul style="list-style-type: none"> <li><input type="checkbox"/> <b>NM.II.2</b> I can understand simple information when presented with pictures and graphs.</li> </ul>
		<p><b>Beginning:</b>5 mins</p>  <p>Introduce Content and Language Objectives to the student. Use Teacher Does/You Do/We Do/You All Do Modeling Cycle throughout the lesson Quickly Review Day2 Lesson.</p> <p><b>Middle:</b>40mins</p> <p>➤ <b>The Middle of the story 过春节 Book Page 4-7</b></p> <p>Read and Discuss by using engagement activity. After the discussion of each page, read the texts to the students.</p> <p>P.4 Q:春节要穿什么样的衣服？</p> <p>P.5 Q:Show the students some Chinese New Year's outfit if you have one.男生想要穿穿看吗？你有没有中国的衣服？</p> <p>P.6 Q:你觉得男生穿着好看吗？</p> <p>P.7 Q:你有吃过水饺吗？你喜欢吗？</p>	

# Mandarin Matrix Story Garden G2 Unit 11 Lesson Plan

➤ **Guided Writing Practice:** G2 Unit 11 Day3 worksheet 包孩




Guide Practice the parts for the worksheet.

Ending: 5mins

Summarize and review what we've learned from the lesson.

**Revisit Content and Language Objectives.** Check by “Hand Signal” or other action signal like stand up, sit down, touch your head/nose, etc./Exit Ticket(SR13)

# Mandarin Matrix Story Garden G2 Unit 11 Lesson Plan

Week 1 (50 minutes x 5 Days) Day1 春节/Day2 新穿/Day3 包孩/Day4 门口			
<b>11-1 过春节</b>  <b>Spring Festival</b>  <b>Day4</b>	Modeling Cycle:  <b>Teacher</b>  <b>Read</b>	 <b>Content Objectives</b>	 <b>Language Objectives</b>
		<input type="checkbox"/> 我可以用中文句子参与讨论关于过春节的故事。 <input type="checkbox"/> 我会跟着老师写出门口的正确笔画。 <input type="checkbox"/> 在图画的帮助之下，我可以读和认门口的字。 <input type="checkbox"/> 我可以正确写出作业纸上问题的答案。	<input type="checkbox"/> NM.IC.3 I can answer a variety of simple questions. <input type="checkbox"/> NM.IC.7 I can talk about what I eat in Chinese New Year.
<b>Beginning:</b> 5 mins   Introduce Content and Language Objectives to the student. Use Teacher Does/You Do/We Do/You All Do Modeling Cycle throughout the lesson Quickly Review Day2 Lesson.			<input type="checkbox"/> <b>Post</b> Content and Language Objectives In the classroom. <b>Post:</b> 5W1H(SR12) Question
<b>Middle:</b> 40mins ➤ <b>The end of the story Book 过春节 Page 8-11</b> Read and Discuss by using engagement activity. After the discussion of each page, read the texts to the students. P.8 Q:这是谁做的水饺? P.9 Q:中国新年除了吃水饺, 还会拿到什么? 红包里面会放什么? P.10 Q:拿了红包你会快乐吗? 为什么? P.11 Q:男生拿到多少钱? 他喜欢吗?			



# Mandarin Matrix Story Garden G2 Unit 11 Lesson Plan

Guided Writing Practice: G2 Unit 11 Day 4 worksheet 门□

**Phrases of 饭:** 吃饭/早饭/午饭/晚饭




Guide Practice 3 parts of the worksheet。

Ending: 5mins



Summarize and review what we've learned  
from the lesson.

Revisit Content and Language Objectives. Check by "Hand Signal" or other action signal like stand up, sit down,  
touch your head/nose, etc./Exit Ticket(SR13)

# Mandarin Matrix Story Garden G2 Unit 11 Lesson Plan

Week 1 (50 minutes x 5 Days) Day 5 Review-春节/新穿/包孩/门口			
<p>11-1 过春节</p> <p>Spring Festival</p> <p>Day 5</p>	<p>Modeling Cycle:</p> <p><b>Teacher</b></p> <p><b>Read</b></p>	 <p><b>Content Objectives</b></p> <ul style="list-style-type: none"> <li><input type="checkbox"/> 在图画的帮助之下，我可以读和认春节/新穿/包孩/门口的字</li> <li><input type="checkbox"/> 我可以正确写出作业纸上问题的答案。</li> </ul>	 <p><b>Language Objectives</b></p> <ul style="list-style-type: none"> <li><input type="checkbox"/> NM.PS.5 I can present simple information about something I learned using words, phrases, and memorized expressions.</li> </ul>
		<p><b>Beginning:</b>5 mins</p>  <p>Introduce Content and Language Objectives to the student.</p> <p><b>Middle:</b>40mins</p> <ul style="list-style-type: none"> <li>➤ Review Day 4 Lesson and characters of 春节/新穿/包孩/门口( <b>Make Character Cards with 3 pictures and sentences.</b>)</li> <li>➤ <b><u>Use Mandarin Matrix online to read the whole story and do the online exercise.</u></b></li> </ul> <p>Students repeat after the teacher reads the texts aloud.</p> <p>Whole Group Comprehension Checking: Mark online exercise questions with numbers, ask the students to answer by showing the number with fingers or write them on the white board paddle.</p> <p><b>Activity:</b> Readers Theater</p> <ul style="list-style-type: none"> <li>➤ <u>Guided Writing Practice: G2 Unit 11 Day 5 worksheet</u></li> </ul> <p><b>Part 1&amp;3</b> Practice to make sentences orally first and write down the sentences.</p> <p><b>Ending:</b> 5mins -Summarize and review what we learn from the lesson.</p>	

# Mandarin Matrix Story Garden G2 Unit 11 Lesson Plan

Week 2 (50 minutes x 5 Days) Review- <u>春节</u> /新穿/包孩/门口			
<b>Unit 11-2 找彩蛋</b>  <b>Egg Hunt</b>  <b>Day 6</b>	Modeling Cycle:  <b>We</b>  <b>Read</b>	 <b>Content Objectives</b>	 <b>Language Objectives</b>
		<input type="checkbox"/> 我可以用句子说出有关找彩蛋的事。 <input type="checkbox"/> 我可以用春/节的字造句。 <input type="checkbox"/> 我会写出作业纸上问题的答案。	<input type="checkbox"/> NM.PS.3I can present information about familiar items in my immediate environment by telling about my house.
Beginning:5 mins Introduce Content and Language Objectives to the students Use Teacher Does/You Do/We Do/You All Do Modeling Cycle throughout the lesson. Middle:40mins ➤ Review the previous story and the words of 春/节. (Character Cards) ➤ Make a sentence out of the word 春/节.Record students' sentences. ➤ Look at the cover of the book and the tile. Comprehension Check questions: Q:这是什么季节?这是什么节日?你还看到图上有什么? Use engagement Strategy like Think- Time/Wait-Time 想一想(SR6).” Think-Pair-Share”(SR7)”Turn and Talk””Quiz Quiz Trade) etc. Topic Graph (See SR4) on the white board or poster for tomorrow. Write 春天 in the circle . and write anything related to 春天 and multiple pictures. Check for understanding 春节: Show multiple pictures for			<input type="checkbox"/> <b>Post</b> :Content and Language Objectives In the classroom. <b>Post:5W1H</b> Question(SR12)   Teacher walks around the classroom to monitor student's pair sharing.

# Mandarin Matrix Story Garden G2 Unit 11 Lesson Plan

right examples and wrong examples, quickly to do “Thumbs Up/ Down” (SR5)

Revisit Content and Language Objectives.

➤ **Guided Writing Practice:** G2 Unit 11 Day 6 worksheet

Part 1 & Part 3 Practice to make sentences orally first and write down the sentences.




Think-Pair-Share to answer the question orally then write. Call those students who might need help from your observation through the lesson to a small group to assist them.

**Ending:** 5mins

Summarize what we’ve learned from the lesson.

Revisit Content and Language Objectives. Check by “Hand Signal” or other action signal like stand up, sit down, touch your head/nose, etc.




# Mandarin Matrix Story Garden G2 Unit 11 Lesson Plan

Week 2 (50 minutes x 5 Days) Review-春节/新穿/包孩/门口			
<b>Unit 11-2 找彩蛋</b>  <b>Egg Hunt</b>  <b>Day 7</b>	Modeling Cycle:  <b>We</b>  <b>Read</b>	 <b>Content Objectives</b>	 <b>Language Objectives</b>
		<input type="checkbox"/> 我可以用新/穿造句。 <input type="checkbox"/> 我会跟着老师写出新/穿的正确笔画。 <input type="checkbox"/> 我可以用手指头比着字跟朋友读书 <input type="checkbox"/> 我会跟朋友读“找彩蛋”2-3页。	<input type="checkbox"/> NM.IC.3 I can answer a variety of simple questions. <input type="checkbox"/> NM.IR.2 I can recognize words, phrases, and characters when I associate them with things I already know.
<p><b>Beginning:</b>5 mins</p>  Introduce Content and Language Objectives to the student. Use Teacher Does/You Do/We Do/You All Do Modeling Cycle throughout the lesson			<input type="checkbox"/> <b>Post</b> Content and Language Objectives In the classroom. <b>Post:</b> 5W1H(SR12)
<p><b>Middle:</b>40mins</p> <ul style="list-style-type: none"> <li>➤ Review Day 6 Lesson and the words of 新/穿 (Character Cards)</li> <li>➤ Make a sentence out of the word 新/穿.Record students' sentences.</li> <li>➤ <b>The Beginning of the story</b> 找彩蛋 Book Page2-3</li> </ul> <p>Activity: Hot and cold -hide an egg for a student to find. Put a character from this unit in an egg. (prepare 8 eggs for 8 characters. You can continue the activity tomorrow if there is not enough time.)</p> <p>Today we will find out the beginning of the story.</p> <p>Read and Discuss with them by using engagement strategy like “Turn and Talk” Think-Pair-Share” ,etc.</p> <p>P.2 Q: 什么季节会做找彩蛋的游戏？</p>			

# Mandarin Matrix Story Garden G2 Unit 11 Lesson Plan

<p>P.3 Q: 小朋友还有什么礼物？</p>	<ul style="list-style-type: none"> <li>➤ Teacher walks around the classroom to monitor student reading.</li>   <li>➤ Teacher walks around the classroom to monitor student sharing.</li> </ul>
<p><b><u>Teacher Does/You Do/We Do/You All Do Modeling Cycle</u></b></p> <ul style="list-style-type: none"> <li>➤ <b><u>Read and Repeat:</u></b> Repeat after teacher reads texts aloud by whole class/table/boys/girls/ or Reading and jumping (different actions)/Reading with different animals'sounds/Reading with different speed to add more fun and engagement.</li> </ul> <p><b><u>Model</u></b> Partner Read and Finger Read by using Teacher Does/You Do/We Do/You All Do Modeling Cycle</p> <p><b><u>Partner Read:</u></b> Students pair up and read aloud to each other with <b><u>Finger Read</u></b> (<u>track text with their finger when they read aloud.</u>)</p> <ul style="list-style-type: none"> <li>➤ <b><u>Guided Writing Practice:</u></b> G2 Unit 11 Day 7 worksheet</li> </ul> <p><b>Make flash cards of part 1 phrases.</b> Put the flash cards in different orders and read them out loud to find out which is the right sentence of it.</p> <p>Part 1 &amp; Part 3 Practice to make sentences orally first and write down the sentences.</p> <p>Think-Pair-Share to answer the question orally the write. Call those students might need help from your observation through the lesson to a small group to help them.</p> <p>Ending: 5mins</p> <p>Summarize what we've learned from the lesson.</p> <p>Revisit Content and Language Objectives. Check by "Hand Signal" or other action signals/Exit Ticket</p>	

# Mandarin Matrix Story Garden G2 Unit 11 Lesson Plan




Week 2 (50 minutes x 5 Days) <b>Review-春节/新穿/包孩/门口</b>			
<b>Unit 11-2 找彩蛋</b>  <b>Egg Hunt</b>  <b>Day 8</b>	Modeling Cycle:  <b>We</b>  <b>Read</b>	 <b>Content Objectives</b>	 <b>Language Objectives</b>
		<input type="checkbox"/> 我可以用手指头指着字跟朋友读书。 <input type="checkbox"/> 我会跟朋友读“找彩蛋”4-7页。	<input type="checkbox"/> <b>NM.IC.3</b> I can answer a variety of simple questions by sentence. <input type="checkbox"/> <b>NM.IR.2</b> I can recognize words, phrases, and characters when I associate them with things I already know.
<p><b>Beginning:</b>5 mins</p>  Introduce Content and Language Objectives to the student. Use Teacher Does/You Do/We Do/You All Do Modeling Cycle throughout the lesson			<input type="checkbox"/> <b>Post</b> Content and Language Objectives In the classroom. <b>Post:</b> 5W1H(SR12) Question on white board.
<p><b>Middle:</b>40mins</p> Review the previous story and the words of 包孩. (Character Cards) ➤ <b>The Middle of the story 找彩蛋 Book Page 4-7</b> Today we will find out the middle of the story. Read and Discuss by using engagement activity. After the discussion of each page, read the texts to the students. P.4 Q:他们找到彩蛋可以放在哪里? P.5 Q: 彩蛋可能在那些地方? P.6 Q:彩蛋里有什么?			

# Mandarin Matrix Story Garden G2 Unit 11 Lesson Plan

<p>P.7 Q:姐姐找到几个？妹妹找到几个？他们一共找到几个？</p> <p>Revisit Content and Language Objectives.</p> <p><b>Teacher Does/You Do/We Do/You All Do Modeling Cycle</b></p> <p>➤ <b>Read and Repeat:</b> Students repeat after teacher reads the texts aloud for P.4-7. Repeat after teacher reads the texts aloud by whole class/table/boys/girls/ or Reading and jumping (different actions)/Reading with different animals' voices/Reading with different speed to add more fun and engagement.</p> <p><b>Model Partner Read and Finger Read</b> by using Teacher Does/You Do/We Do/You All Do Modeling Cycle</p> <p><b>Partner Read:</b> Students pair up and read aloud to each other with <b>Finger Read</b> (track text with their finger when they read aloud.)</p> <p><b>Revisit Content and Language Objectives.</b></p> <p><b>Ending: 5mins</b></p> <p><b>Summarize and review what we've learned from the lesson.</b></p> <p><b>Revisit Content and Language Objectives. Check by "Hand Signal" or other action signal like stand up, sit down, touch your head/nose, etc./Exit Ticket(SR13)</b></p>	<p>Teacher moves around the classroom to check students Participation.</p> <p>Teacher walks around the classroom to monitor student reading.</p>
---	--






# Mandarin Matrix Story Garden G2 Unit 11 Lesson Plan

Week 2 (50 minutes x 5 Days) Review 春节/新穿/包孩/门□			
<b>Unit 11-2 找彩蛋</b>  <b>Egg Hunt</b>  <b>Day 9</b>	Modeling Cycle:  <b>We</b>  <b>Read</b>	 <b>Content Objectives</b>	 <b>Language Objectives</b>
		<input type="checkbox"/> 我可以用手指头指着字跟朋友读书。 <input type="checkbox"/> 我会跟朋友读“找彩蛋”-8-11 页。	<input type="checkbox"/> NM.IC.3 I can answer a variety of simple questions by sentence.
<p><b>Beginning:</b>5 mins</p>  Introduce Content and Language Objectives to the student. Use Teacher Does/You Do/We Do/You All Do Modeling Cycle throughout the lesson <p><b>Middle:</b>40mins</p> Review the previous story and the words of 门□(Character Cards) <b>The end of the story 找彩蛋</b> Book Page 8-11 Q: Do you remember the beginning of the story? Can you use a couple of sentences to tell us? Do you remember the middle of the story? Can you use a couple of sentences to tell us? Today we will find out the end of the story. Read and Discuss by using engagement activity. After the discussion of each page, read the texts to the students. P.8 Q:他们说还有一个没有找到, 那原来有几个? P9. Q:蛋太高了, 拿不到怎么办? P.10 Q: 姐姐想到什么方法?			<input type="checkbox"/> <b>Post</b> Content and Language Objectives In the classroom. <b>Post:</b> 5W1H(SR12) Question

# Mandarin Matrix Story Garden G2 Unit 11 Lesson Plan

<p>P.11 Q:这个蛋里有什么？</p> <p><b>Read and Repeat:</b> students repeat after teacher reads texts aloud for P.8-11。 Repeat after teacher reads texts aloud by whole class/table/boys/girls/ or Reading and jumping (different actions)/Reading with different animals' voices/Reading with different speed to add more fun and engagement.</p> <p><b>Model Partner Read and Finger Read</b> by using Teacher Does/You Do/We Do/You All Do Modeling Cycle</p> <p><b>Partner Read:</b> Page 8-11 Students can <b>freely pair up</b> with their friend and read aloud to each other with Finger Read (track text with their finger when they read aloud.)</p> <p><b><u>Use Mandarin Matrix online to read the whole story and do the online exercise.</u></b></p> <p>Whole Group Comprehension Checking: Mark online exercise questions with numbers, ask the students to answer by showing the number with fingers or white them on the white board paddle.</p> <p>Ending: 5mins</p> <p>Summarize and review what we've learned from the lesson.</p> <p>Revisit Content and Language Objectives.</p>	<p>Computer/Projection system</p>
--	-----------------------------------




# Mandarin Matrix Story Garden G2 Unit 11 Lesson Plan

Week 2 (50 minutes x 5 Days) Review 春节/新穿/包孩/门口			
<b>Unit 11-3 回收节</b>  <b>Recycling Festival</b>  <b>Day 10</b>	Modeling Cycle:  <b>You</b>  <b>Read</b>	 <b>Content Objectives</b>	 <b>Language Objectives</b>
		<input type="checkbox"/> 我可以看图用句子回答不同问题。 <input type="checkbox"/> 我可以读和认春节/新穿/包孩/门口的字。	NM.IC.3 I can answer a variety of simple questions by sentence.
<p><b>Beginning:</b> 5 mins</p>  Introduce Content and Language Objectives to the student. Use Teacher Does/You Do/We Do/You All Do Modeling Cycle throughout the lesson			<input type="checkbox"/> <b>Post</b> Content and Language Objectives In the classroom. <b>Post:</b> 5W1H(SR12) Question flash cards and sentence strips on white board. Topic Graph
<p><b>Middle:</b> 40mins</p> <p><b>Review by Follow the Leader variation Activity:</b> Teacher says 请你跟我做房子(act out) students say 我会跟你做房子.请你跟我吃饭(act out) students say 我会跟你吃饭,请你跟我做太阳 (action), 我会跟你做太阳 (action) 请你跟我比大... 请你跟我过来...,etc. You can pick a student to be a leader and do 3 actions, then he/she calls another one. Continue with this pattern for a few of kids.</p> <p>Review the previous 2 story books and the words 春节/新穿/包孩/门口(Character Cards)</p> <ul style="list-style-type: none"> <li>➤ <u>Introduce Story 回收节</u></li> <li>➤ <u>Picture Walk</u></li> </ul> <p><b>Book Cover:</b> Q:这是什么节日?            P.2 Q:这个回收节什么季节?你从你哪里看出来?</p>			

# Mandarin Matrix Story Garden G2 Unit 11 Lesson Plan

<p>P.3. Q: 他们用回收的东西做了什么? Google recycling crafts image and show the students.</p> <p>P.4-5 Q: 女生怎么用回收的东西做?</p> <p>P.6-7 Q: 男生用回收的东西做了什么? 怎么做?</p> <p>P.8-9 Q:你们知道是用什么东西做的吗?</p> <p>P.10-11 Q: 你可以用回收的东西做什么?</p> <p>Give each student a piece paper to do “ Quick-Draw &amp; Share”.</p> <p><b>Ending:</b> 5mins</p> <p>➤ Recall the story .</p> <p><b>Revisit Content and Language Objectives.</b> Check by “Hand Signal” or other action signal like stand up, sit down, touch your head/nose, etc./Exit Ticket(SR13)</p>	<p>5W1H Questions How-怎么样? 如何?</p>
--	--

# Mandarin Matrix Story Garden G2 Unit 11 Lesson Plan

Week 3 (50 minutes x 5 Days) Review 春节/新穿/包孩/门口			
<b>Unit 11-3 回收节</b>  <b>Recycling Festival</b>  <b>Day 11</b>	Modeling Cycle:  <b>You</b>  <b>Read</b>	 <b>Content Objectives</b>	 <b>Language Objectives</b>
		<input type="checkbox"/> 我会自己用手指头指着字读“回收节”的书。	<input type="checkbox"/> NM.IR.2 I can recognize words, phrases, and characters when I associate them with things I already know.
<p><b>Beginning:</b>5 mins</p>  Introduce Content and Language Objectives to the student. Use Teacher Does/You Do/We Do/You All Do Modeling Cycle throughout the lesson <p><b>Middle:</b>40mins</p> Before the students read the story by themselves, the teacher will read the story to the them. Remind them to listen closely. Online Reading : Ask different tables to repeat after the online classroom reading. <b>Independent Reading:</b> Students whisper the words as they read themselves. <p><b>Guided Writing Practice:</b> G2 Unit 11 Day 9 worksheet                      Part 1 &amp;Part 2 Practice to make sentences orally first and write down the sentences.                      Think-Pair-Share to answer the question orally the write. Call those students might need help from your</p>			<input type="checkbox"/> <b>Post</b> Content and Language Objectives In the classroom. <b>Post:</b> 5W1H(SR12) Question

# Mandarin Matrix Story Garden G2 Unit 11 Lesson Plan




observation through the lesson to a small group to assist them.

**Ending:** 5mins



➤ Summarize and review what we learn from the lesson.

**Revisit Content and Language Objectives.** Check by “Hand Signal” or other action signal like stand up, sit down, touch your head/nose, etc./Exit Ticket(SR13)

# Mandarin Matrix Story Garden G2 Unit 11 Lesson Plan


Week 3 (50 minutes x 5 Days) Review 春节/新穿/包孩/门口			
<b>Unit 11-3 回收节</b> <b>Recycling Festival</b> <b>Day 12</b>	Modeling Cycle:  <b>You</b>  <b>Read</b>	 <b>Content Objectives</b>	 <b>Language Objectives</b>
		<input type="checkbox"/> 我会跟着朋友用手指头比着字读“回收节”的书 <input type="checkbox"/> 我会写出作业纸上问题的答案	<input type="checkbox"/> NM.IR.2 I can recognize words, phrases, and characters when I associate them with things I already know.
<p><b>Beginning:</b>5 mins</p>  Introduce Content and Language Objectives to the student. Use Teacher Does/You Do/We Do/You All Do Modeling Cycle throughout the lesson <p><b>Middle:</b>40mins</p> <p><b>Listen to Online Reading :</b> The whole class repeat the texts after “computer” reads.</p> <p><b>Pair-up Independent Reading:</b> One student point the texts word by word with a finger, the other reads the whole book independently. Switch the role.</p> <p><b>Mandarin Matrix online exercise</b></p> <p>Whole Group Comprehension Checking: Mark online exercise questions with numbers, ask the students to answer by showing the number with fingers or white them on the white board paddle.</p> <p><b>Guided Writing Practice:</b> G2 Unit 11 Day 10 P.21 worksheet</p> <p>Part 1 &amp;Part 2 Practice to make sentences orally first and write down the sentences.</p> <p>Shared Read- P.22 worksheet</p>			<input type="checkbox"/> <b>Post</b> Content and Language Objectives In the classroom.

# Mandarin Matrix Story Garden G2 Unit 11 Lesson Plan

<p><b>Ending:</b> 5mins</p> <p>➤ Summarize and review what we've learned from the lesson.</p> <p><b>Revisit Content and Language Objectives.</b> Check by “Hand Signal” or other action signal like stand up, sit down, touch your head/nose, etc./Exit Ticket(SR13)</p>			
<h2>Week 3 (50 minutes x 5 Days) Assessment</h2>			
<p><b>11-1 过春节 Spring Festival</b></p> <p><b>11-2 找彩蛋 Egg Hunt</b></p> <p><b>11-3 回收节 Recycling Festival</b></p> <p><b>Day 13</b></p>	<p> <b>Objectives</b></p> <p><input type="checkbox"/> 我会用我所学的知识 and 字写出考试卷上问题的答案。</p>		
<p><b>Beginning:</b> 5 mins</p> <p> Introduce Content and Language Objectives to the student. Use Teacher Does/You Do/We Do/You All Do Modeling Cycle throughout the lesson</p> <p><b>Middle:</b> 40mins</p> <p>Review through all the worksheets.</p> <p>Rules for Assessment : Being quiet, privacy screen ,if having question quietly raise your hand. Quiet Activity for fast finishers.</p> <p><b>Assessment Sheet:</b> G2 Unit 11 Day 8 worksheet</p>		<p><b>Ending:</b> Discuss the answers of the test.</p>	



# Mandarin Matrix Story Garden G2 Unit 11 Lesson Plan

Week 3 (50 minutes x 5 Days) Centers				
<p>11-1 过春节 Spring Festival</p> <p>11-2 找彩蛋 Egg Hunt</p> <p>11-3 回收节 Recycling Festival</p> <p>Day 14-15</p>		 <b>Objectives</b>		
		Differentiated Instruction to meet the students' needs.		
		Use the data of the assessment performance to divide students into 4 groups. Rotate 2 centers a day		
	Center 1	Center 2	Center 3	Center 4
<p><b>Beginning :</b></p> <p>Rules of centers</p> <p>Divide the groups</p> <p><b>Middle:</b> Center Time</p> <p><b>Ending :</b> Clean up</p>	<p>Listening &amp; Reading</p> <p>A captain of the group reads one of the target words of this unit from a flash Card the rest of the kids find the matching Character Card.</p>	<p>Writing</p> <p>Provide a worksheet with 8 egg patterns on it.</p> <p>Student can draw an egg with character inside to write in an egg patter worksheet. Each student keeps drawing eggs until gets all of 8 characters. Then they can design eggs by crayon or coloring pencils.</p>	<p>Interconnections</p> <p>Refer to the Interconnections' lesson plan of the week to make a worksheet or center game.</p>	<p>Teacher</p> <p>High group(extension)/ Middle group x2 / Low group ( intervention )</p>