


# 图画图表

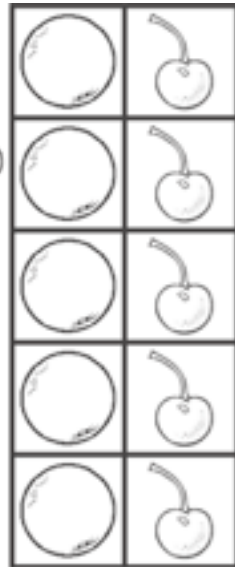
1



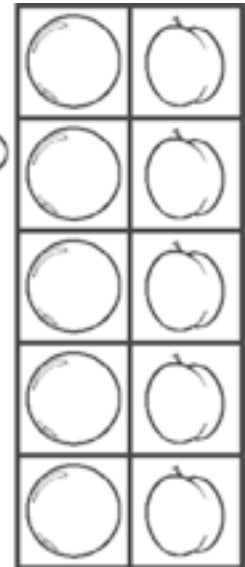
2



3



4



**Directions** Have children look at the fruit on each plate and color a picture on the graph for each one. Then have children circle the fruit at the bottom of the column that shows more.