











图画图表













1

















2



3



Directions Have children look at the objects in each picture and color a picture on the graph for each object. Then have them circle the row in each graph that has more or the most objects.