

Lesson: Types of Weather(天气的种类), Part 1

Reference to English
Interconnections Lesson
Types of Weather Pg. 51

Science Standard 2

Objective 3

Indicators 2 and 3

Content Objective(s):

1. Identify characteristics of weather, e.g., types of precipitation, sunny, windy, foggy, and cloudy.
2. Observe and record weather information within each season.

Language Objective(s):

1. Students can say the appropriate weather term when shown a weather picture.
2. Students can use appropriate social language when playing with the picture cards.

Essential Question:

How do we investigate the natural world at school?

Academic Vocabulary:

天气, 晴天, 多云, 下雨, 下雪, 刮风, 冷, 热, 天

Materials:

-Clothing props (e.g., sunglasses, hats, gloves, shorts, swim suit, sandals, umbrella, raincoat)
-Optional: "Weather" PowerPoint (See immersion website)
-Big pictures of weather for vocabulary instruction and TPR
- Small picture cards of weather

Language References and Word Wall:

Required: 天气, 晴天, 多云, 下雨, 下雪, 刮风, 冷, 热, 天, 暴风雨, 闪电, 打雷, 彩虹, 温度, 暴风

Sentence/Phrase Frames:

一样/不同 or (不一样).

Lesson:

Instructional time:

About 45 minutes

Opening (Warm Up/Review): (5-10 minutes)

- Put on a warm hat and gloves, and ask the students, "What is the weather?" Continue with other props (e.g. sunglasses, umbrella, raincoat etc. When indicating wind, act like your hat blew off or blow a piece of paper. When indicating cloudy, take your sunglasses off and hold your unopened umbrella). Students may know much of the oral vocabulary for this lesson from the daily calendar time.

Introduction to New Material: (10 minutes)

- Optional: Show the "Weather" PowerPoint
- Use pictures, TPR, and oral drill (yes/no, either/or and WH questions) to teach unknown weather vocabulary (e.g., sunny [day], cloudy [day], rainy [day], snowy [day], windy [day], hot, cold).

Guided Practice: (15-20 minutes)

Give each student a set of five weather cards.

Use the modeling cycle:

Teacher Does: Turn over two sets of weather cards (5 each/10 total) on the floor/table/board. Demonstrate how to turn a card over and say the weather it represents and then turn another card over to try to get a match. Model the terms, "轮到你, 把卡翻过来, 一样, 不一样 etc."

Teacher Does with Student: Call a student up to the front and ask them to turn over two cards. The student should name the picture that they turn over (e.g. sunny, rainy etc.). Next the student should say, "一样" or "不一样".

Two Students Do: Have two new students come up and take turns turning the cards over and using the appropriate phrases.

All Students Practice: Give each child a set of weather picture cards (5 each for sunny, rainy, snowy, cloudy, and windy) and have them pair up with a partner. They should combine their cards (so there are 10), mix them up, and place them face down.

Independent Interactive Practice: (10 minutes)

Use the modeling cycle:

Teacher Does: Teacher takes one full set of 5 cards and shows them one by one to the students while saying the weather word for each card.

Teacher Does with Student: The teacher chooses a child to come up front and she/he shows the cards to the students as they say the word for each picture.

Two Students Do: Two students model showing the cards to each other and saying the weather words. First one shows the cards and then they switch. They each have a turn to flash the cards and also to say the words.

All Students Practice: Have the students go to as many partners as they can to flash the cards and say the weather terms.




Closing: (2-5 minutes)

Ask the students, "今天的天气怎么样?" Mark it on your daily calendar. If appropriate, ask what the weather was in the morning, or afternoon, or yesterday. Tell the students that every day they will talk about the weather.

Assessment:

Observe if the students can accurately say the weather terms when shown the picture cards during the independent/interactive activity.

Weather Cards



Science Standard 2

Objective 3

Indicators 2 and 3

Content Objective(s):

1. Identify characteristics of weather, e.g., types of precipitation, sunny, windy, foggy, and cloudy.
2. Observe and record weather information within each season.

Language Objective(s):

1. Students can say the appropriate weather term when shown a weather picture.
2. Students will recognize
*Sunny (day), cloudy (day), rainy (day), snowy (day), windy (day), weather
3. Students will write a number or word that corresponds to a weather picture.

Essential Question:

How do we investigate the natural world at school?

Academic Vocabulary:

天气, 晴天, 多云, 下雨, 下雪, 刮风, 冷, 热, 白天

- Big pictures of weather for vocabulary review
- Clothing props (e.g., sunglasses, hats, gloves, shorts, swim suit, sandals, umbrella, raincoat)
- Small picture cards of weather
- blank index cards for words/characters
- Weather Vocabulary worksheet
- Step by Step book, "Storms" Water Phase 1, Story 3

Language References and Word Wall:

天气, 晴天, 多云, 下雨, 下雪, 刮风, 冷, 热, 白天, 暴风雨, 闪电, 打雷, 彩虹, 温度, 暴风

Sentences/Phrases:

给我看_____ (e.g., 晴天).
捡起 _____ (e.g., 下雨).

Lesson:

Instructional time:
About 45 minutes

Opening (Warm Up/Review): (5-10 minutes)

- Review the weather vocabulary (e.g. 天气, 晴天, 多云, 下雨, 下雪, 刮风, 冷, 热, 天) by having students come up and put clothing props on and having the class guess the weather term. (Alternatively, you could show the "Weather" PowerPoint again.)
- Do a daily weather moment with your classroom calendar (have a student look out the window for the day's weather).

Introduction to New Material: (10-15 minutes)

- Teach the words/characters for sunny, rainy, cloudy, snowy, windy, and day. Model how to write the words/characters and let the children practice writing.
- Have the students write the words/characters for each of the types of weather (i.e., sunny, rainy, cloudy, snowy, windy) on index cards.
- Tell the students that they will play a game to practice the words/characters. Put the 6 index cards face up on a table or desk.

Guided Practice:

Use the modeling cycle: (15 minutes)

(Teacher does): Teacher shows a weather picture (e.g. sunny, rainy, cloudy, snowy, windy) and calls out the name. Next she picks up an index card with words/characters that matches the picture.

(Teacher Does with Student): Choose a student to come up front. The teacher shows a picture and says, "给我看____ (e.g. sunny)" or "捡起 _____ (e.g., sunny)," and the student picks up the correct word/characters. Repeat with the other pictures. Next have the student give commands to the teacher to, "给我看____, or "捡起 _____."

(Two Students Do): Choose two students to come up front. One student will ask, "给我看____," and the other will pick up the cards. After all of the cards have been shown, have the students switch roles.

(All Students Practice): Divide students up into pairs or small groups. The students should place one set of character weather cards face up on the desk or floor. Using the weather picture cards, one partner will call say, "给我看____, or 捡起 _____," and the other partner or other students in the group will follow the commands.

Have the partners or group members switch jobs.

Optional game challenge: Have students pick up more than one card at a time and then tell them to put down one of the cards. (e.g., "Pick-up sunny. Pick up windy. Put down sunny. Pick up rainy. Pick up snowy. Put down rainy." etc.

Independent Interactive Practice:***Use the modeling cycle: (15 minutes)***

Give the students the Weather Vocabulary sheet. Use the modeling cycle (teacher demonstrates, student/s demonstrate, whole class does together) to model how to write the number of the weather term or the word itself (if appropriate) next to the picture. Have each student read their worksheet to as many partners as time allows.

Closing: (2 minutes)

- Have a few students come up in front of the class to read and share their worksheet. Have the students take their worksheets home to share with their parents.
- Every day during calendar time, talk about the weather.

Optional Extension: If appropriate and time permits, read the Step by Step book, "Storms" Ask simple questions about the book (Yes/No, Either/Or, "Wh" etc.). You may want to ask the children how they feel during a storm.

-

Assessment:

Observe whether or not each student could accurately complete the Weather Vocabulary sheet.

天气有关的词汇

把相应的数字写在图表里。

晴天







下雨

刮风

下雪

多云









彩虹

—			
—		—	
—			

天气有关的词汇

把相应的数字写在图表里。

一. 晴天

_____		_____	
_____		_____	
_____		_____	
_____		_____	

二. 下雨

三. 阴天

四. 下雪

五. 刮风

六. 彩虹